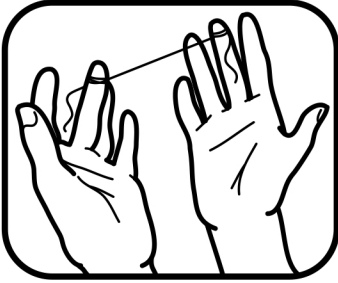
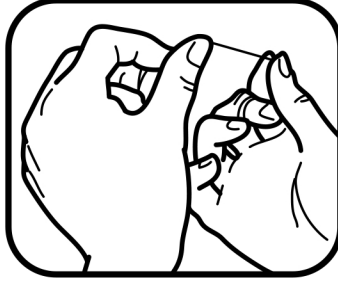


How to Floss!

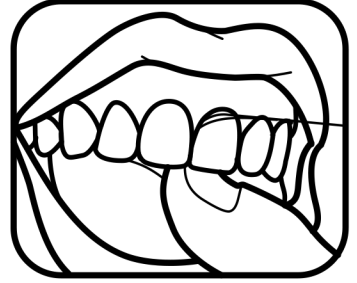
Fiona follows this instruction to floss George's Teeth!



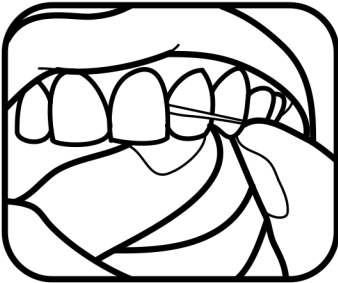
1 Use about 18 inches of floss wrapped around your middle finger, with the rest wound around the other middle finger.



2 Hold the floss tightly between the thumbs and forefingers and gently insert it between the teeth.



3 Curve the floss into a "C" shape against the side of the tooth.



4 Rub the floss gently up and down, keeping it pressed against the tooth.



5 Floss all your teeth including your back teeth.

